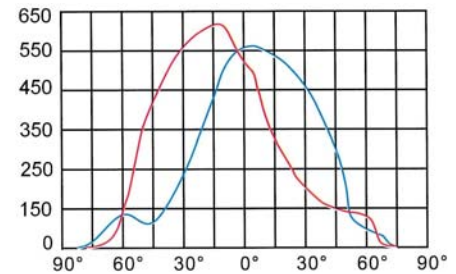
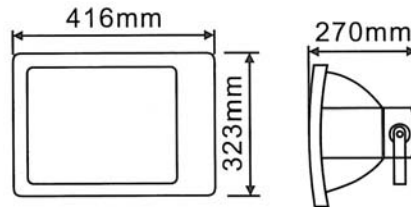




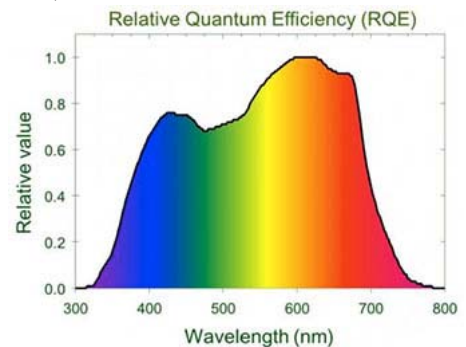
ULTRA-TECH™ LIGHTING

- Grow-Bright™ **LUMENTEC®** tuned spectrum
- Color Rendition Index (CRI) > .95
- 100,000 hour life cycle
- 110V ~ 277V auto-sensing ballast
- Instant strike/re-strike, low “in-rush” current
- Nano-reflector technology
- Low surface and ballast temperatures
- Powder-coated all-weather aluminum
- IP65 rated WF2 anti-corrosion grade
- All angle mounting

GWBT-FL-150WC2



The Grow-Bright™ 150-Watt rectangular plant illumination flood is ideal for all horticultural applications. The small footprint and low power consumption can be deployed as either primary or supplemental grow lighting. Lightweight and durable, the GWBT-FL-150WC2 can easily be moved to different locations. Proprietary LumenTec® frequency tuning provides the ideal full spectrum with emphasis upon Photosynthetic Active Radiation (PAR). The low bulb surface temperature allows close proximity to plant beds. Compact profile is ideal for all mounting angles including vertical mounts for ceiling hung growing screens. Grow-Bright™ lamps use a proprietary nano-reflector material that is also tuned to the bulb’s spectral properties. This increases energy output by 20% over conventional induction grow-lighting. Equally important, the nano-particles provide fully diffused light for maximum coverage and energy dispersion. The GWBT-FL-150WC2 replaces 600-watt high pressure sodium and 500-watt metal halide for savings exceeding 85% including ballast overheads. Auto-sensing 110V~277V ballast can accommodate long wire runs in large greenhouse facilities. Optional 310V~520V is available for Canadian and European installations as well as U.S. 480V. The large footprint bulb is manufactured from special purified glass and is significantly superior to LED for horticultural applications since there is no danger of overexposure and leaf burn. Negligible in-rush current can dramatically lower electrical demand charges for rapid payback when retrofitting conventional metal halide or sodium grow-lighting. Grow-Bright™ fixtures retain 90% of their lumen output over 90% of their rated lifecycle. At 100,000 hours, the GWBT-FL-150WC2 will operate continuously for eleven years at 365 days by 24 hours per day. Utility incentives are available from most power companies and state programs.



TECHNICAL SPECIFICATIONS

MODEL	GWBT-FL-150WC2
RATED WATTAGE	150W
VOLTAGE RANGE	120V~277V \pm 15%
CURRENT	1.27A~0.5525A
FREQUENCY	50/60Hz
POWER FACTOR	0.98
IN-RUSH CURRENT	NEGLIGIBLE
RFI PART 15/18	SHIELDED
NOISE	<20dB
TYPE	MAGNETIC INDUCTION
COLOR RENDITION INDEX	> .95
COLOR TEMPERATURE	6,500K – 15,000K
CERTIFICATIONS	UL/UL-C/CCC/CE/FC/RoHS/CB
B.U.G. RATING	0/0/<110
DARK SKY (outdoor applications)	COMPLIANT G(0)
UL-C	WET LOCATION
TEMPERATURE RANGE	-30°F ~ +140°F
RATING	IP65 WF2 ANTI-CORROSION
FINISH	WF2 ANTI-CORROSION
REFLECTOR	FULL-DIFFUSION NANO-PARTICLE
LUMENS PER WATT	95LPW~105LPW
PAR	277/W

FEATURES	MH	HPS	LED	Grow-Bright™	Other MIL
100,000 hour lifecycle (11 yrs @ 24hrs/365 days)	No	No	No	YES	Yes
sUp to 85% energy savings	None	None	Some	YES	Some
LUMENTEC® Technology	No	No	No	YES	No
Instant strike - no warm up or cool down	No	No	Yes	YES	Yes
Full Spectrum with CRI > .95	Few	No	No	YES	Some
Color Temperatures > 6,500K	Rare	No	Rare	YES	Some
Exceptionally high power factor > .98	No	No	Some	YES	Some
Negligible "In-Rush" current	No	No	No	YES	YES
Unparalleled Warranty 5 years 50K hrs	No	No	Some	YES	Some
Fully recyclable, no special disposal	No	No	No	YES	Yes
Lease Financing Available	No	No	No	YES	No



Also available with spectral tuning for marijuana grow lights. Be sure to specify if using for this purpose.

Contact: Philip Gotthelf, Ultra-Tech Lighting, LLC
 201-784-1233 x 100 (office) ♦ 201-401-6068 (cell)
 PO Box 566, Closter, NJ 07624-0566

